




MANUAL MOUNTINGPLATES AL-KO

Please read this manual carefully and keep it for future reference.

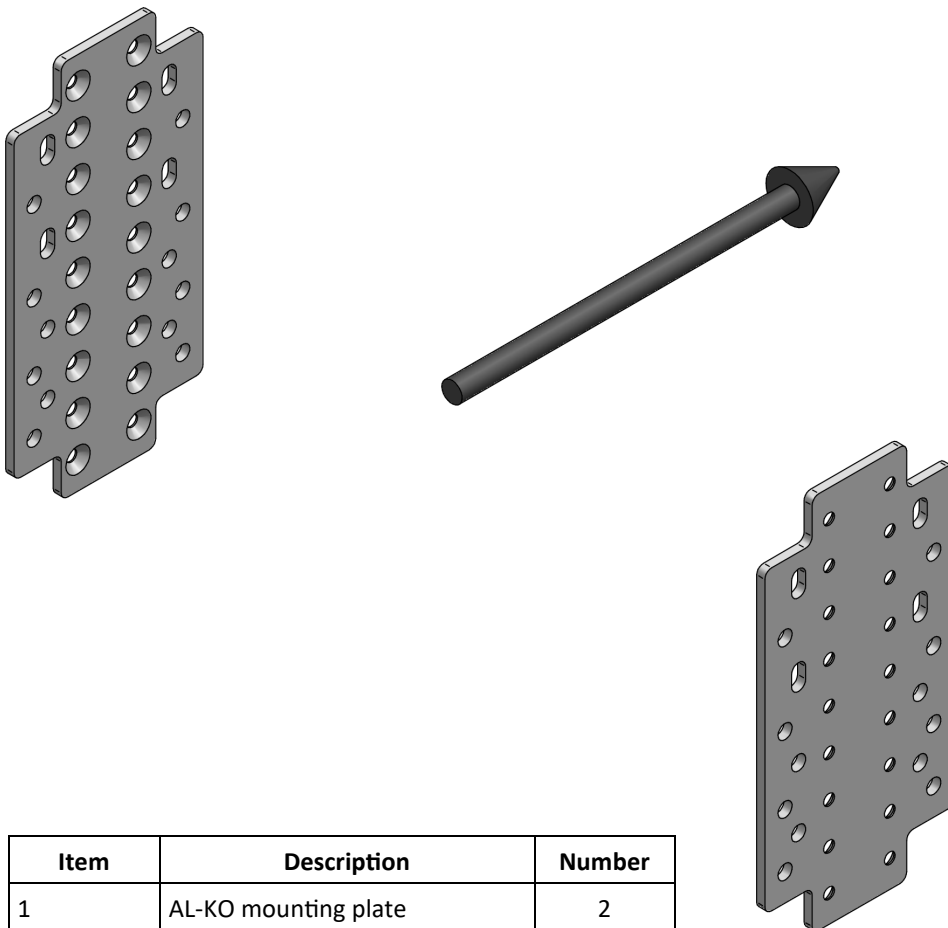
www.hpc-hydraulics.com



MANUAL AL-KO CHASSIS

This manual is intended for mounting mountingplates for vehicles with an AL-KO chassis.

The set consists of 2 AL-KO mountig plates with corresponding bolts and nuts.




Item	Description	Number
1	AL-KO mounting plate	2

MANUAL AL-KO CHASSIS

Method of mounting the mounting plates under a vehicle. Take into account a ground clearance of at least 17 centimeters.



Left side (driver's side) of the vehicle.



Right side of the vehicle.



Left side (driver's side) of the vehicle.



Right side of the vehicle.

MANUAL AL-KO CHASSIS



The AL-KO mounting plates should be placed as close to the rear wheels as possible.

Mark the mountingplate and pre-drill the holes.



Determine the height of the jack before mounting the mounting plate.

The ground clearance must be at least 17 centimeters.

Mount the jack to the mounting plate with the supplied countersunk bolts M8 X 20.



HPC HYDRAULICS B.V.
Edisonstraat 18-20 7575 AT Oldenzaal
Tel: 00-31-(0)541 222 444
E-mail: info@hpc-hydraulics.com